

JASCO Web Portal

Web-Based Platform for Visualizing and Mining your Passive Acoustic Data

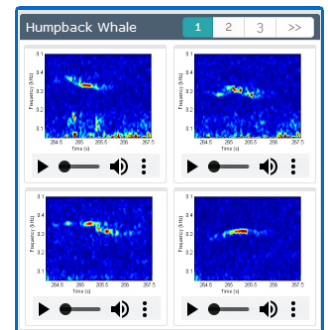
Online visualization of your acoustic data for efficient analysis and collaboration

Extracts your detections for fast review and analysis

Be it from real-time data streams, archived recordings, or smart sensors, JASCO's Web Portal platform reduces large sensor datasets into actionable information for scientists and decision-makers. Your underwater sound recordings—often consisting mostly of ambient noise—are turned into concise compilations of the marine mammal calls that intersperse the data. All detections and identifications are done using JASCO's proven detection and species identification algorithms. Vocalizations are then searchable by species, date/time, and location. All detection data are available online, including audio clips, spectrograms, and metadata. Receive real-time alerts of mammal detections or browse the database of detection events.

Grows with your data, for permanent access

Web Portal is fully scalable, incorporating increasing volumes of acoustic data with no loss in performance. With no need to archive your data, your results stay accessible at all times. Years or even decades worth of detection data are at your fingertips. Quickly compare data across projects, seasons, or years.



Web Portal
Online Data Visualization Platform

Real-time and historical data



User-Friendly Database of your Detections



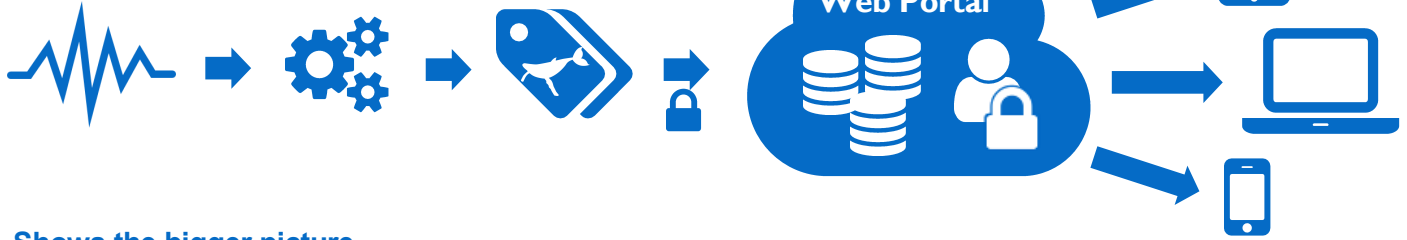
Ambient Sound and Vessel Measurements



Scales with your Data for Permanent Access



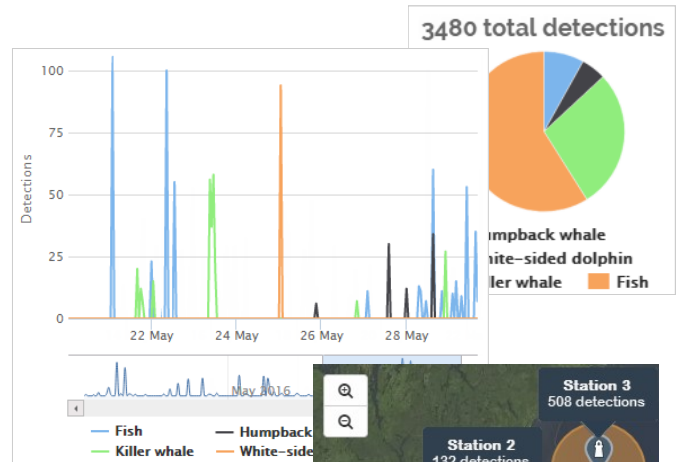
Audio data are processed into succinct compilations of mammal detections, which are uploaded securely to Web Portal for immediate online access from any device



Shows the bigger picture



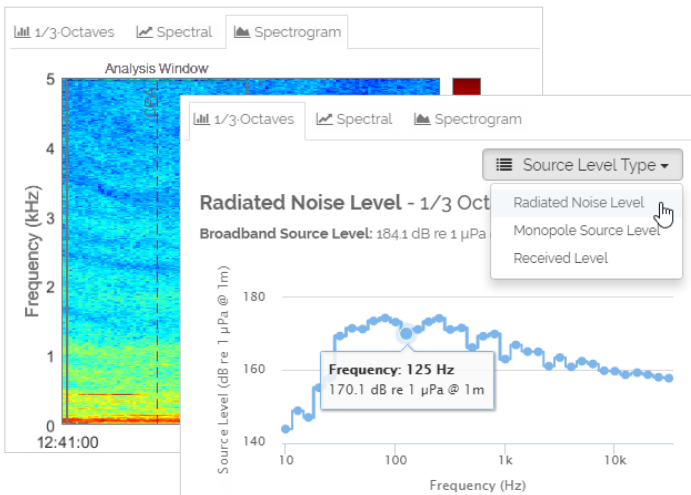
Visualize your data on spatial and temporal scales: built-in bubble plots display spatial variations, and detection time charts reveal trends in time. With intuitive navigation, spend less time sifting through your data and more time studying it. Easily discover and locate events of interest to save time and money analyzing your data.



Easy, secure web access from any device



With Web Portal, you get fast and intuitive web access to all your measurements and results. The web interface and data displays are user friendly, so little to no training is needed to view and interpret results. The database of measurements and detections from all listening stations can be filtered and searched to quickly find relevant information. Easily share data with customizable user accounts for efficient collaboration. The accounts are secure, incorporating licensed, third-party user authentication for peace of mind—you decide who has access to what. Web Portal works on all screen sizes, so you can access your data anytime, anywhere, from any device.



Automatic ambient sound calculations and vessel source levels



In addition to marine fauna detections, Web Portal can automatically generate ambient sound measurements, showing variations in frequency bands over time (diurnal, weekly, tidal, etc.) of the surrounding soundscape. With the addition of an AIS receiver at the monitoring stations, Web Portal can provide automatic measurements of vessel source levels, including 1/3-octave source levels, power spectral density levels, and frequency-weighted source levels by species group. To give a complete picture, each measurement is complemented by vessel, environmental, and situational information, including vessel AIS information and photo, vessel speed and navigation information, map of the measurement track, and environmental conditions such as sea state, wind speed/direction, and current speed/direction.

For more information, contact your nearest JASCO Applied Sciences office:

Halifax, NS, Canada
+1-902-405-3336
halifax@jasco.com

Victoria, BC, Canada
+1-250-483-3300
victoria@jasco.com

Silver Spring, MD, USA
+1-301-565-3500
maryland@jasco.com

United Kingdom
+44 (0) 1489 878439
europe@jasco.com

Australia
+61 7 3823 2620
australia@jasco.com